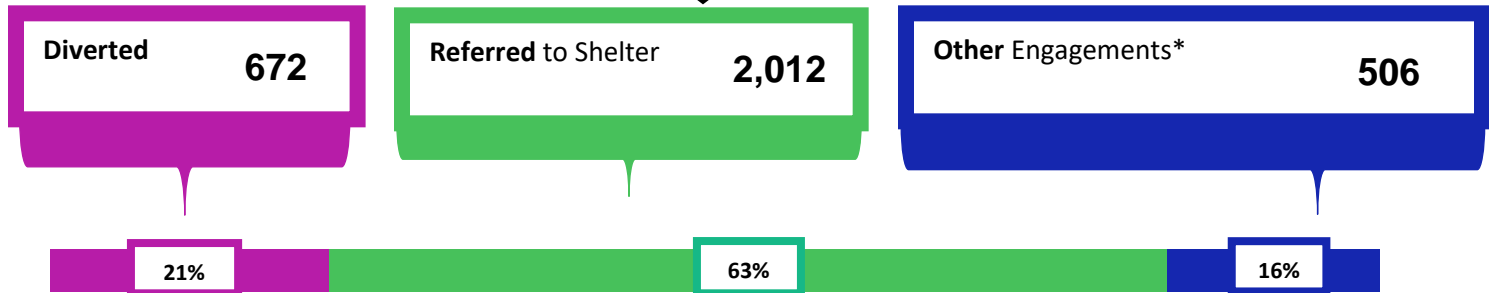




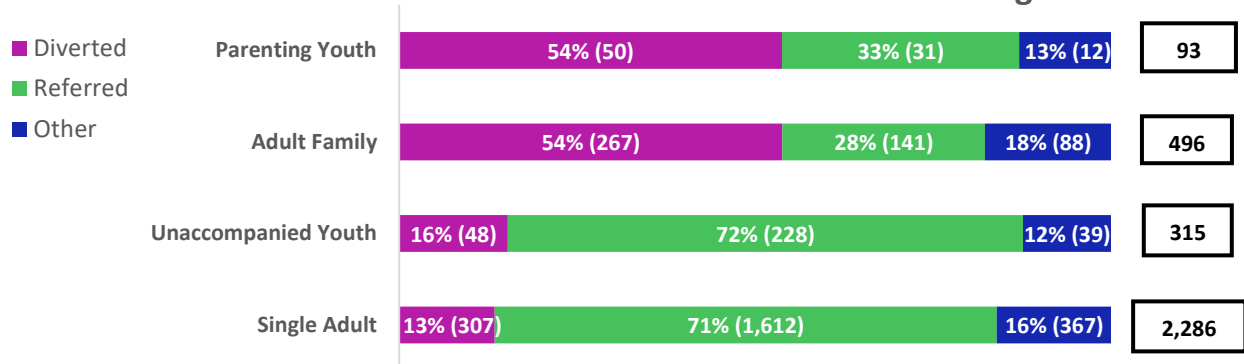
Detroit Coordinated Entry System

Quarter 1 Report: January-March 2020

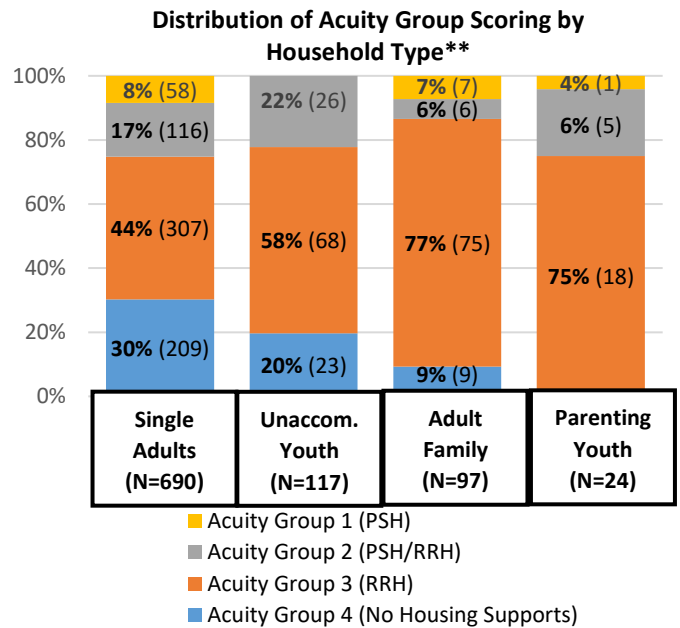
3,190 Total Number of Visits/Engagements at CAM Access Points
Daily Average: 52



Number of Households Presenting



	Average VI-SPDAT	Average SPDAT
Single Adults	7.6	42
Unaccompanied Youth	7.9	40
Adult Families	9.4	46
Parenting Youth	10.0	42



*Note: Other Engagements include Follow-Up Visit/Already in Service; Connected with Other Services; Left or Refused Shelter; Connected with Street Outreach

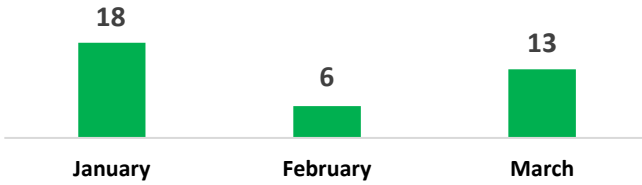
**Note: Acuity group scoring occurs on a rolling basis and thus represents the number of households who became eligible for services in that quarter.



Detroit Coordinated Entry System

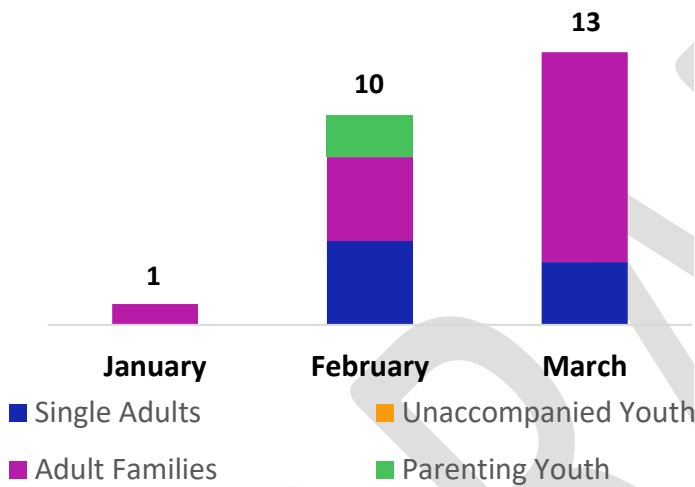
Quarter 1 Report: January-March 2020

Total Households Referred to Transitional Housing (TH)



37 Households Referred to TH Providers

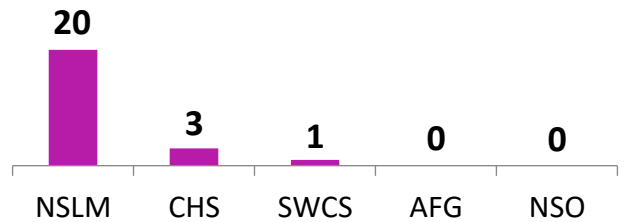
Total Households Referred to RRH by Household Type



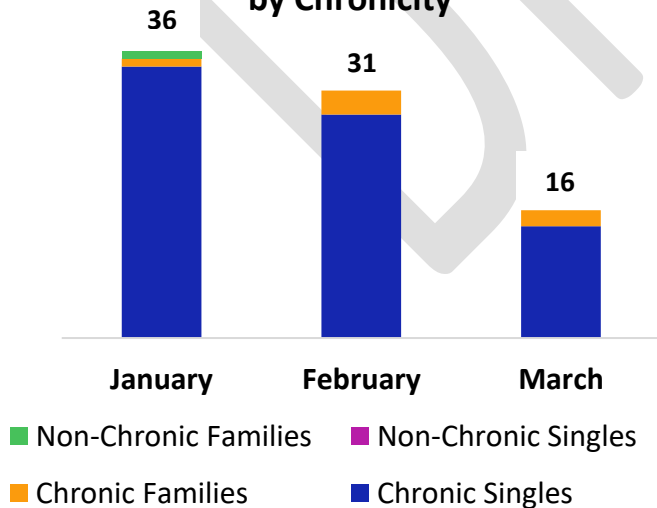
24 Households Referred to RRH Providers

8% (2) RRH Referrals were for Security Deposits

RRH Referrals by Agency

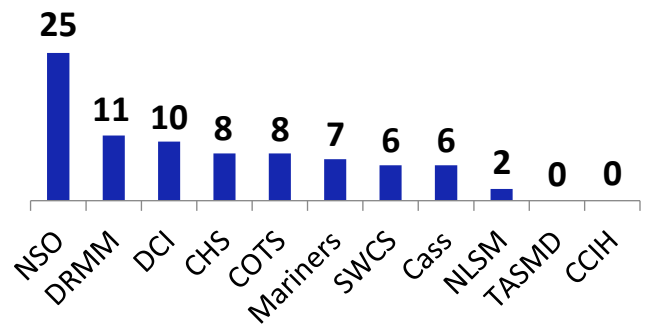


Total Households Referred to PSH by Chronicity



83 Households Referred to PSH Providers

PSH Referrals by Agency



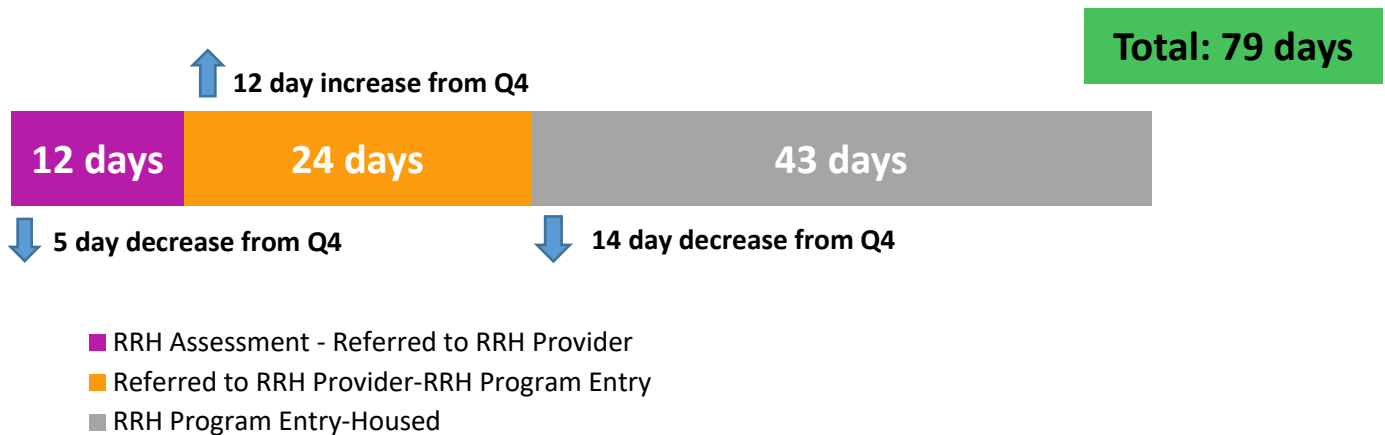


Detroit Coordinated Entry System

Quarter 1 Report: January-March 2020

14 Households Housed in **RRH Programs** through CoC-funded resources*

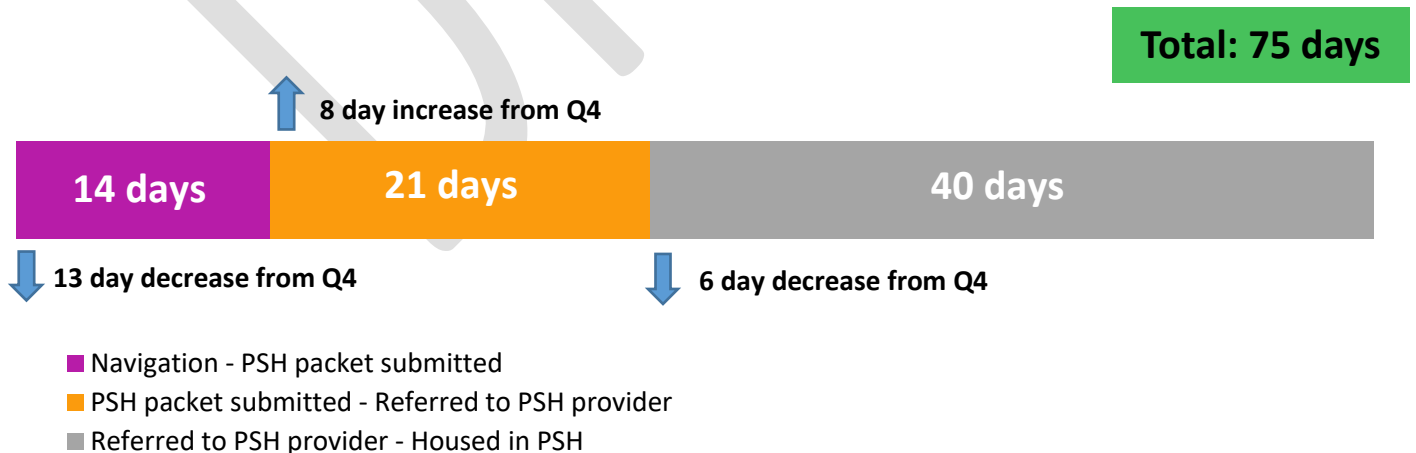
Median Length of Time of **RRH Housing**: Prioritized, Referred, Housed



*Note: The number of households housed in RRH Programs during Q1 is uncharacteristically low and is likely due to provider under-reporting in HMIS or an error in report generation.

57 Households Housed in **PSH Programs** through CoC-funded resources

Median Length of Time of **PSH Housing**: Navigated, Referred, Housed

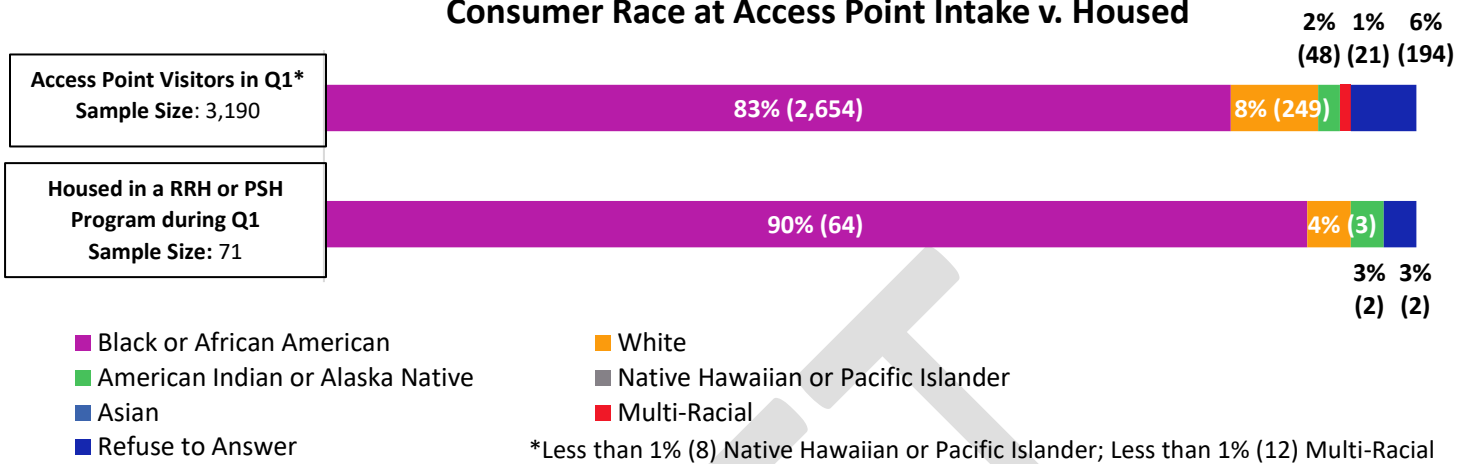




Detroit Coordinated Entry System

Quarter 1 Report: January-March 2020

Consumer Race at Access Point Intake v. Housed



378

Total Number of Housing Choice Voucher (HCV) Applications Submitted

\$442

Average Monthly Income Amount of AP Consumers*

***Note:** Average Monthly Income Amount is calculated among the population of consumers referred to emergency shelter in Q1. The amount is inclusive of earned income and entitlement benefits such as SSI/SSDI ("cash benefits"). Supplemental income sources ("non-cash benefits") such as SNAP and WIC are excluded.

Household Type Definitions



Single Adult: Age 25+ with no minor child(ren)

Family: Head of Household Age 25+ with minor child(ren)

Parenting Youth: Head of Household Age 18-24 with minor child(ren)

Unaccompanied Youth: Age 18-24 with no minor child(ren)